


Your Microchipped Pet

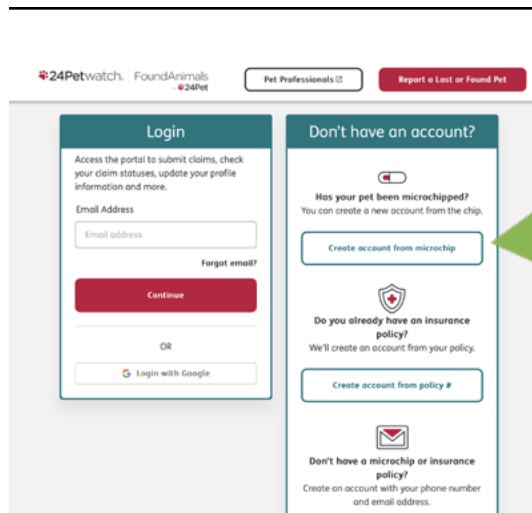
What You Should Do Now



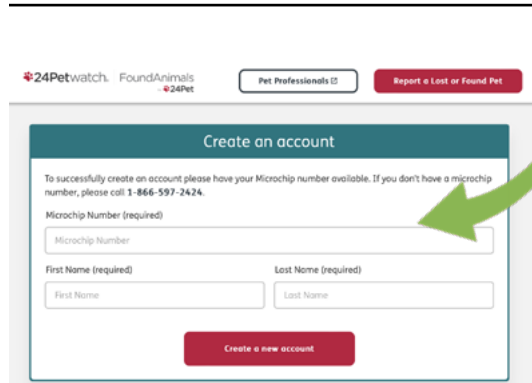
1. Sign up for a **free account** with 24Pet. Your pet's microchip number can be found on the paperwork inside the adoption folder.

<https://www.my24pet.com>

2. Click on **I'm a Pet Parent**.



3. Click **Create account from microchip**.



4. Fill out the Create an account form to link your pet's microchip with your login. Your pet's microchip number can be found on the paperwork inside the adoption folder.
5. Once your pet is linked to your account, **verify the contact information and microchip number** are correct.
6. Consider adding additional contact information in case they are unable to reach you if your pet is found.
7. Add a photo of your pet that shows the majority of your pet, including any identifying marks. These photos will be used in case you report your pet as lost.
8. It's free to do, so **KEEP YOUR CONTACT INFORMATION UP TO DATE!** If you move, take your pet with you on an extended vacation, or if you get a new phone number or new email address, you **MUST** update the information in your pet's profile ASAP!

If your pet is chipped and registered, the only major roadblock to getting it back to you is out-of-date contact information!

Microchip Facts

Did you know that **1 in 3 pets go missing** in their lifetime at least once? Microchipping is a lost pet's best chance of returning home.

Microchips don't hurt your pet. They don't require surgery, and they don't wear out, but they do give your pet the best chance of coming home to you. A pet microchip is the size of a grain of rice, and is implanted just beneath your pet's skin, usually between the shoulder blades at the base of the pet's neck.

Pet microchips are not tracking devices. They are radio-frequency identification (RFID) implants that provide permanent ID for your pet. Because they use RFID technology, microchips do not require a power source like a GPS. When a microchip scanner is passed over the pet, the microchip gets enough power from the scanner to transmit the microchip's ID number. Since there's no battery and no moving parts, the microchip will last your pet's lifetime.

No personal information – about the owner or the animal – is contained within the chip itself, nor is the microchip GPS-enabled; instead, the company that the microchip is registered to use the unique ID number to locate the pet owner's information, contact the owner, and facilitate the reunion of the pet and its family.

Cost

Upon adoption of a pet, Life is Better Rescue registers your pet's microchip and pays applicable registration fees. This is usually done within 2 weeks of the adoption. You may access 24Petwatch for **free** to update your information or report a lost pet. You will first need to create a free account on 24Pet's website (<https://www.my24pet.com>).

24Petwatch offers no mandatory fees to receive the standard services. The standard (free) plan includes unlimited access to our online portal with the ability to:

- Update contact information online
- Set emergency contacts
- Alert 24Petwatch if their pet becomes lost
- Be notified when their pet is found
- Instantly generate a lost pet poster

Pet parents will never be obligated to pay for standard services. They can upgrade to premium Pet Protection memberships with 24/7 Vet helpline services, Lost Pet Recovery Specialists, and more if they choose.